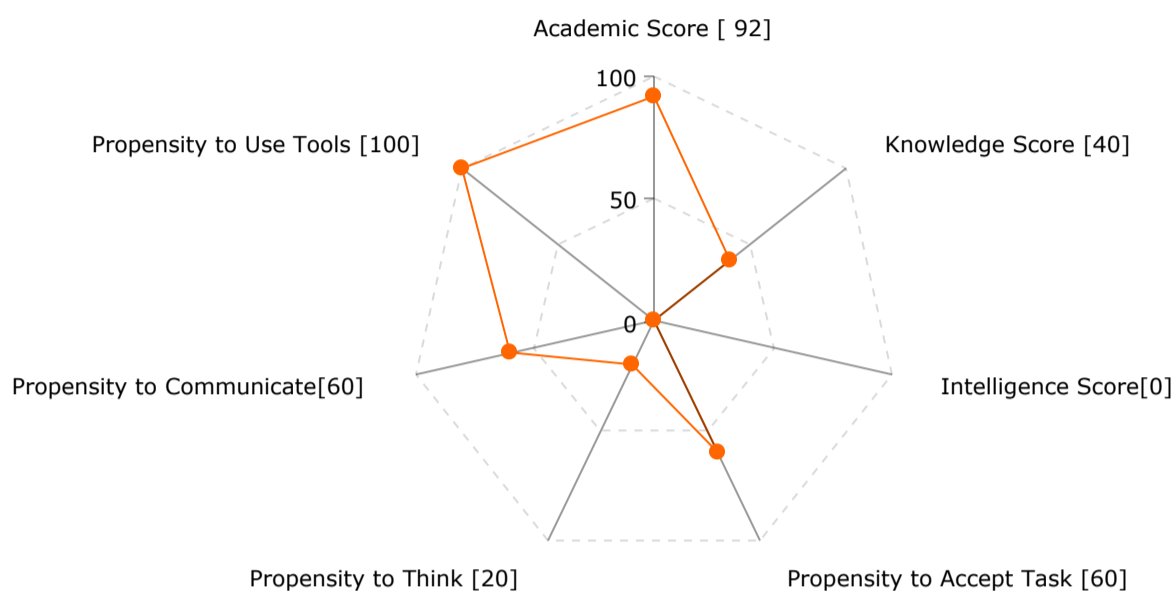


# Profile Mapping Report

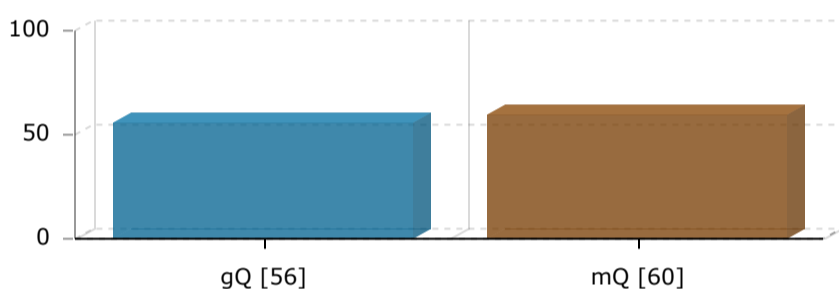
## Personal Details :

<b>College Name</b>	: BASANTI DEVI COLLEGE	<b>Session:</b>	: 2022-23
<b>Name</b>	: AHARNA DEBNATH	<b>DOB</b>	: 2004-04-16
<b>Sex</b>	: Female	<b>Caste</b>	: General
<b>Year / Sem</b>	: 1st Sem	<b>Student ID</b>	: 2022-0050
<b>Stream</b>	: Arts	<b>State</b>	: West Bengal
<b>Family Empowerment</b>	: 100		

## Profile Map :

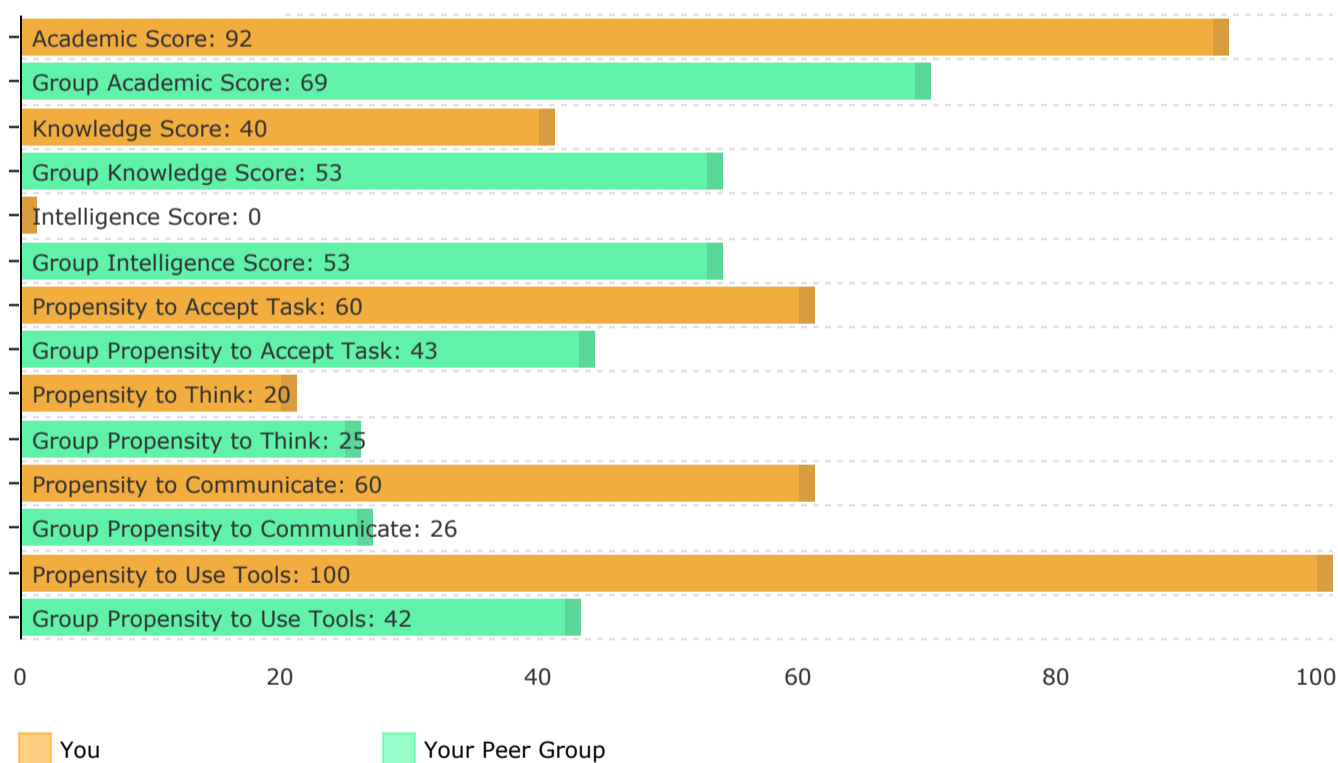


## gQ and mQ comparison :



Processed by: RightBrains Technology

## Your gQ and mQ in comparison to your Peer Group:



## How to Appreciate the Profile Map

### First look into your

- **Academic Score** – reflects how good you are in your studies
- **Knowledge Score** – reflects how much you know
- **Intelligence Score** – reflects how good you are in solving problems

If these three scores are high your "general quotient" will be satisfactory

### Then try to identify your propensities

- Propensity to Accept Tasks – tendency to believe on your own abilities which allows you to accept any task given to you
- Propensity to Think – tendency of applying your mind to any given task and seek solutions to such tasks
- Propensity to Communicate – tendency to receive other people's thought and also sending your thoughts to other people, in different situations and through diverse media
- Propensity to Use Tools – tendency to make use of tools towards fulfilling your functional requirements and be a task enabler

If these four propensities are high your "empowerment quotient" will be satisfactory.

