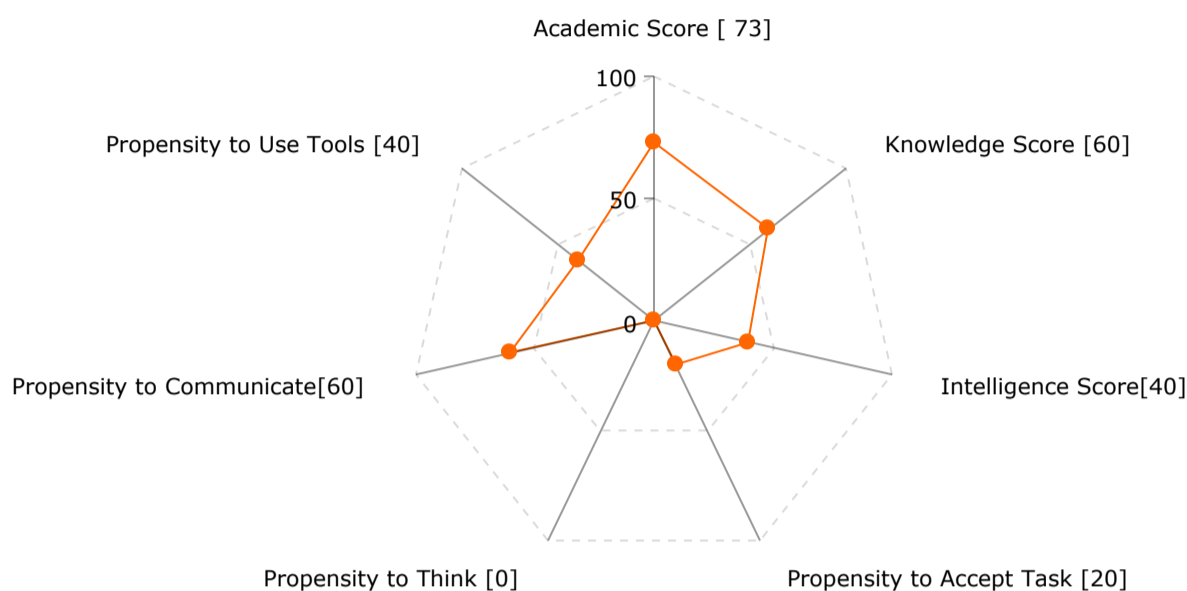


Profile Mapping Report

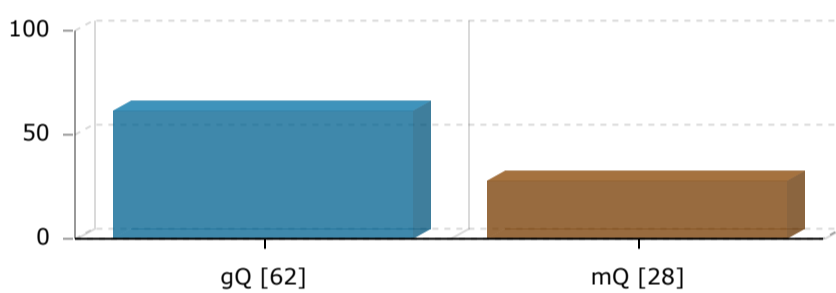
Personal Details :

College Name	: BASANTI DEVI COLLEGE	Session: 2022-23
Name	: TIYASHA GANGULY	DOB : 2004-02-20
Sex	: Female	Caste : General
Year / Sem	: 1st Sem	Student ID : 2022-0159
Stream	: Arts	State : West Bengal
Family Empowerment	: 82	

Profile Map :

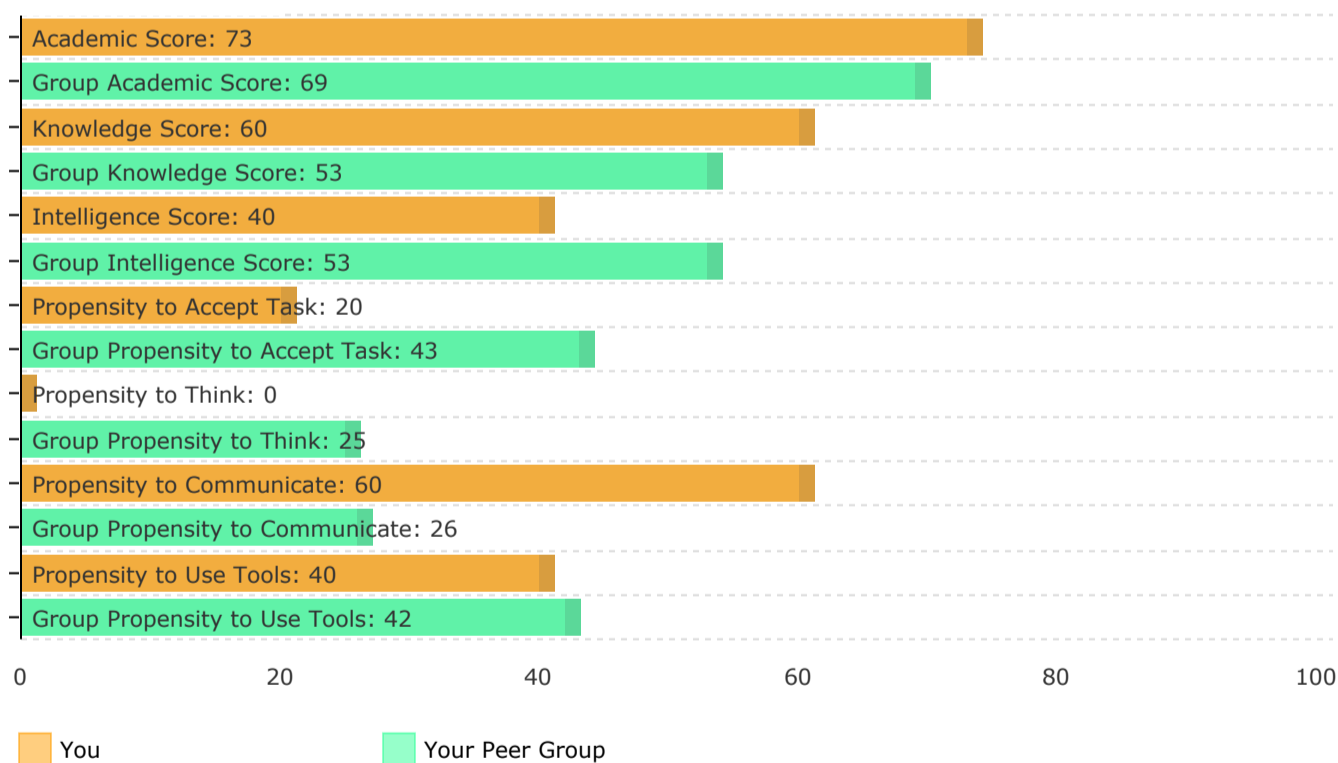


gQ and mQ comparison :



Processed by: RightBrains Technology

Your gQ and mQ in comparison to your Peer Group:



How to Appreciate the Profile Map

First look into your

- **Academic Score** – reflects how good you are in your studies
- **Knowledge Score** – reflects how much you know
- **Intelligence Score** – reflects how good you are in solving problems

If these three scores are high your "general quotient" will be satisfactory

Then try to identify your propensities

- Propensity to Accept Tasks – tendency to believe on your own abilities which allows you to accept any task given to you
- Propensity to Think – tendency of applying your mind to any given task and seek solutions to such tasks
- Propensity to Communicate – tendency to receive other people's thought and also sending your thoughts to other people, in different situations and through diverse media
- Propensity to Use Tools – tendency to make use of tools towards fulfilling your functional requirements and be a task enabler

If these four propensities are high your "empowerment quotient" will be satisfactory.

